

Lesson 28

Guitar Technique

Here are some other articulation markings that you might see, particularly in classical guitar music. Even if you don't see the markings, you will want to develop the control over note length; no matter what the genre, some music calls for a crisp cut-off staccato sound; and other pieces want a smooth, flowing legato sound. Play staccato by lifting the left hand finger slightly after playing; play legato by leaving the finger in place as long as possible.


Staccato - put a short silence between the notes

Legato - play very smoothly, with no silence between the notes

Chords

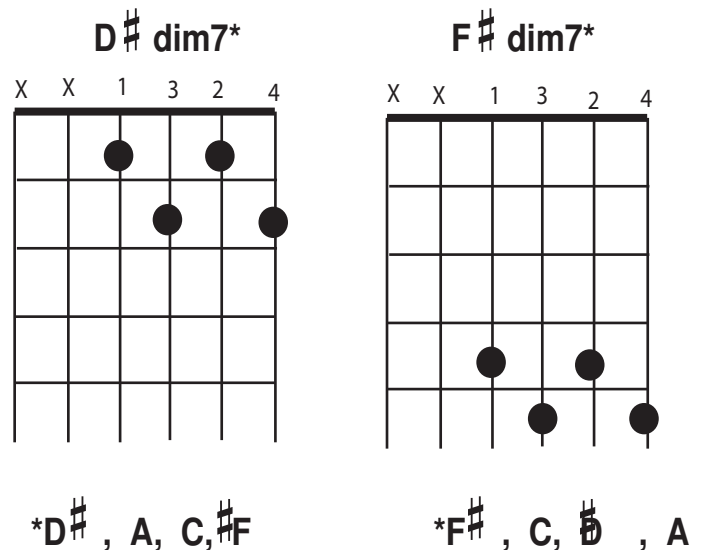
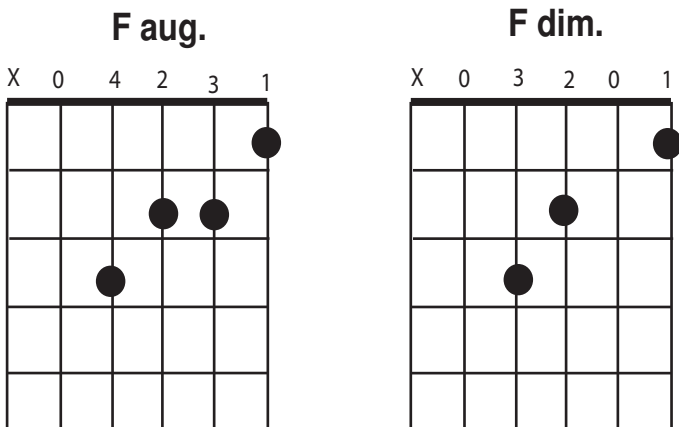
The fifth note of a major or minor scale, used in both major and minor chords, is called the perfect fifth.

A **diminished chord** uses a diminished fifth (a half step lower).
An **augmented chord** uses an augmented fifth, (a half step higher).



The chord in the key on the seventh scale note is a diminished chord. Augmented chords always include at least one accidental.

There is a variety of chord symbols commonly used for diminished and augmented chords. Some notations use dim. and aug. Some use + and - (but some use - for minor, so be careful). Some use ° for diminished, some use it for diminished seventh.



The diminished chord often includes the seventh. Diminished seventh chords have an interesting characteristic; rearrange the order of the notes, and you have another diminished seventh chord.